

注意 | 产品开机前, 请务必详读使用手册。
实际产品的颜色可能会与产品名录上的颜色略微差异。
本产品名录的内容可能会事先没有通知而更改。

M2 Corporation
Man · Machine · Interface

SMART DEVICE



SMART DEVICE

Product Catalog

M2I Corporation

总公司 ADDRESS: 11-35, Simin-daero 327beon-gil, Dongan-gu, Anyang-si, Gyeonggi-do 14055, Republic of Korea
TEL: 82-31-465-3366
FAX: 82-31-465-3355

V 1.4C 241028

www.m2i.co.kr/chn

SMART DEVICE

CONTENTS

MIO Remote I/O系列 Coupler Module / I/O Module / Expansion Module	04P
MIO LoRa系列 Gateway / EndNode	12P
MGW系列 IoT Gateway	18P
MSR系列 Barcode Scanner	22P

MIO系列

MIO-CMR0A / MIO-DI, DO / MIO-AI, AO / MIO-PWR / MIO-COM

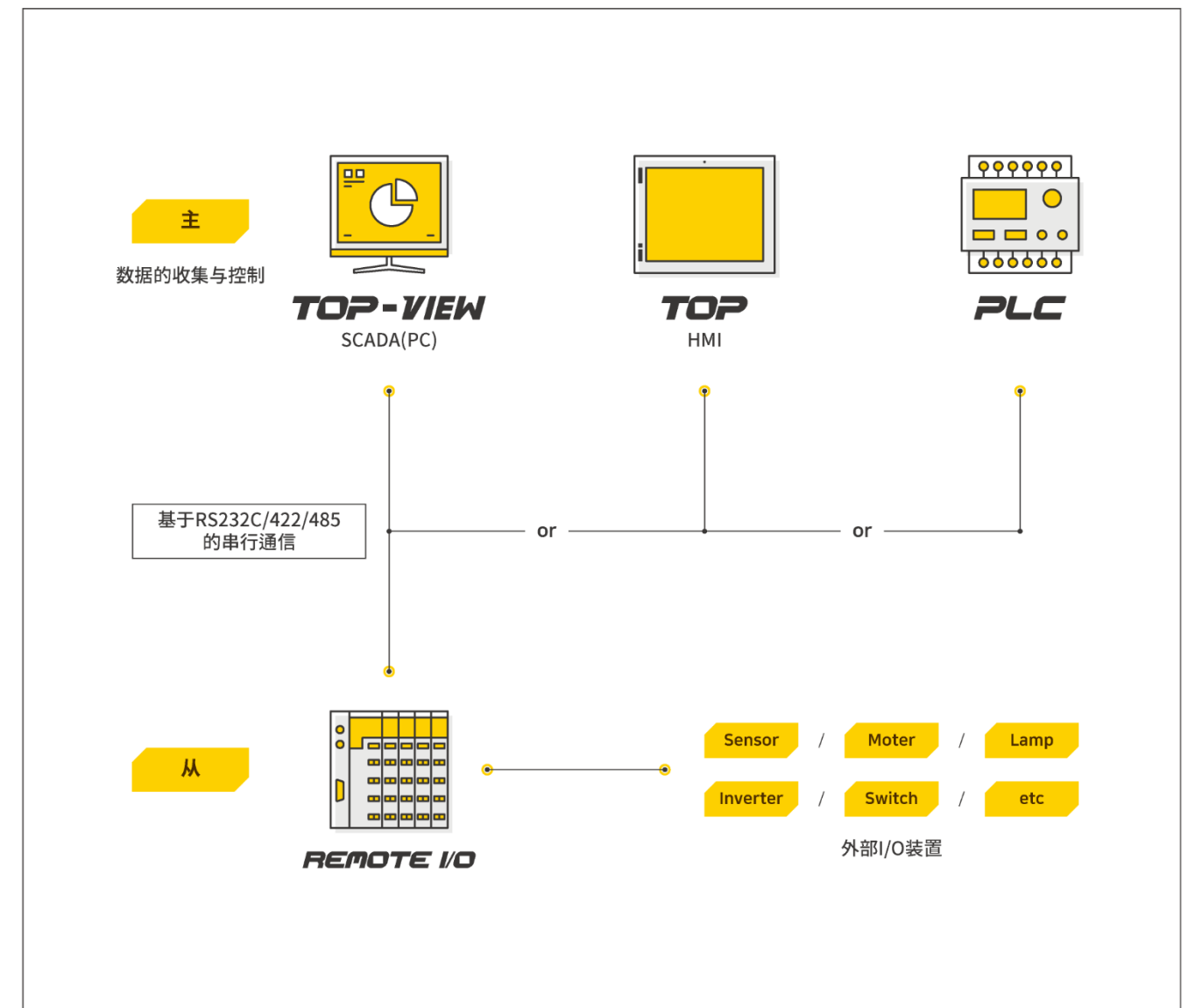


MIO REMOTE I/O

特点

- 小型**
小型尺寸-在最小空间可管理最多节点
- 模块**
按用途随时简单地添加或脱离模块 (最大32个)
- 热插发**
在不关闭系统电源的情况下, 将模块简单交换 运行中可交换模块-便于维护
- 简单**
提供专用MIO Master软件-简单设置

Remote I/O连接图



MIO-CMROA规格

耦合器模块

Functional		MIO-CMROA
Type	Protocol	MODBUS RTU/ASCII
Power	Input Voltage	24Vdc(19.2 ~ 28.8Vdc)
	Power Dissipation	50mA Typical@24Vdc
	Voltage Sag	24Vdc, Within 10ms
	Insulation Resistance	500Vdc, 10MΩ
	Current for I/O Module	1.4A@5Vdc
	Isolation	System Power to Internal Logic: Isolation System Power I/O Driver: Isolation
	Field Power	Supply Voltage: 24Vdc Typ. Supply Voltage Range: 11 ~ 28.8Vdc
	Max. Current Field Power Contact	Max. 7A@24Vdc
	Interface Connector	Connector: DSUB 9Pin x 1
Interface	Physical Interface	RS-232C, 485/422 Asynchronous Data Bit: 7/8 Bits, Stop Bit: 1/2 Bits, Parity Bit: None/Odd/Even Baud Rate: 2400 ~ 187.5kbps
	Max. Length Bus Line	500m@RS-485/422, 10m@RS-232C
	Max. Expansion Module	32 Slots
	Max. Nodes	255 Nodes@RS-485/422
	Node Setting	1 ~ 255
	Baud Rate	Max. 187.5kbps
	USB	Connector: USB Mini - B x 1
Memory	Max. Input Size	Input + Output Max. 256 Byte
	Max. Output Size	Input + Output Max. 256 Byte
Other	Indicator	7 LED MODBUS Status, I/O Module Status, Coupler Status, System Power Status, RX/TX Status, Field Power Status
	Wiring	AWG 26 to 20
Environment	Operation Temperature(°C)	-10 ~ +50
	Storage Temperature(°C)	-20 ~ +60
	Operation Humidity(%RH)	0 ~ 90(No Dew)
	Atmosphere	No Corrosive Gas
	Vibration Endurance	Amplitude: 10≤F < 25Hz(2G) X, Y, Z each Direction(for 30 Minutes)
	Noise Immunity	1000Vp-p(Pulse Width 1μs)
	Static Electricity Discharge	Connective Discharge from EN61000-4-2: ±4kV
	Shock Endurance	10G X, Y, Z each Direction(for 3 Times)
	Ground Connection	Class 3(100Ω Under)
	Protection Classification	IP20
	Certification	CE, KC, UL
	External Dimension(mm)	52.2 x 101 x 75
	Weight(kg)	0.16
	Structure	Cooling System
	Case Material	PC(Resistance to Flame)

MIO-DI, DO规格

I/O模块

Functional		MIO-DIN08-01	MIO-DIP08-01	MIO-DON08-01	MIO-DOP08-01	MIO-DOR04-01
Type	Input/Output Type	8 Channels Sink Type, Input	8 Channels Source Type, Input	8 Channels Sink Type, Output	8 Channels Source Type, Output	4 Channels Relay Type, Output
Power	Input/Output Voltage	24Vdc Typ. On-State Min. 10.2Vdc ~ Max. 28.8Vdc, Off-State Max. 5Vdc		24Vdc Typ. Min. 11.0Vdc ~ Max. 28.8Vdc, On-State Voltage Drop: Max. 0.3Vdc@25°C Off-State Leakage Current: Max. 50uA		A Contact, 24Vdc
	Power Dissipation	Max. 70mA@5.0Vdc		Max. 90mA@5.0Vdc		Max. 200mA@5.0Vdc
	Input/Output Current in On State	Max. 6mA/ Channel@28.8Vdc		Max. 0.5A/ Channel@28.8Vdc		2A/Channel@24Vdc
	Max. On-State Voltage Drop	-		Max. 0.3Vdc@25°C		0.5V@2.0A, Resistive Load, 24Vdc
	Off-State Leakage Current	-		Max. 50uA		Max. 1.5mA
	Typ. Input Impedance	Typ. 4.7KΩ		-		
Interface	Input/Output Signal Delay	Off to On: Max. 0.1ms On to Off: Max. 0.5ms		Off to On: Max. 0.3ms On to Off: Max. 0.5ms		Off to On: Max. 3ms On to Off: Max. 3ms
	Input Filter(Digital)	0.5ms		-		
	Isolation	Photocoupler				Relay Coil/ Contact Isolation
	Common Type	2COM(Single Common), 24Vdc	2COM(Single Common), 0Vdc	2COM(Single Common), 24Vdc	2COM(Single Common), 0Vdc	4COM(1COM/1Channel)
Field Power	Supply Voltage: 24Vdc Typ. Supply Voltage Range: 11 ~ 28.8Vdc				-	
Other	Wiring	AWG 26 to 20				
	Pin No.	Removable Terminal Block 10P				
	Indicator	9 LED 8 Channel States, 1 Operating State			5 LED 4 Channel States, 1 Operating State	
	Operation Temperature(°C)	-10 ~ +50				
	Storage Temperature(°C)	-20 ~ +60				
Environment	Operation Humidity(%RH)	0 ~ 90(No dew)				
	Atmosphere	No Corrosive Gas				
	Vibration Endurance	Amplitude: 10≤F < 25Hz(2G) X, Y, Z each Direction(for 30 Minutes)				
	Noise Immunity	1000Vp-p(Pulse Width 1μs)				
	Static Electricity Discharge	Connective Discharge from EN61000-4-2: ±4kV				
	Shock Endurance	10G X, Y, Z each Direction(for 3 Times)				
	Ground Connection	Class 3(100Ω Under)				
	Protection Classification	IP20				
	Certification	CE, KC, UL				
	External Dimension(mm)	12 x 101 x 75				
Structure	Weight(kg)	0.06				
	Cooling System	Natural Air Circulation				
	Case Material	PC(Resistance to Flame)				

MIO-DI, DO规格

I/O模块

Functional		MIO-DIN16-01	MIO-DIP16-01	MIO-DON16-01	MIO-DOP16-01
Type	Input/Output Type	16 Channels Sink Type, Input	16 Channels Source Type, Input	16 Channels Sink Type, Output	16 Channels Source Type, Output
Power	Input/Output Voltage	24Vdc Typ. On-State Min. 10.2Vdc ~ Max. 28.8Vdc, Off-State Max. 5Vdc		24Vdc Typ. Min. 11.0Vdc ~ Max. 28.8Vdc, On-State Voltage Drop: Max. 0.3Vdc@25°C Off-State Leakage Current: Max. 50uA	
	Power Dissipation	Max. 70mA@5.0Vdc		Max. 120mA@5.0Vdc	
	Input/Output Current in On State	Max. 6mA/ Channel@28.8Vdc		Max. 0.5A/ Channel@28.8Vdc	
	Max. On-State Voltage Drop	-		Max. 0.3Vdc@25°C	
Interface	Off-State Leakage Current	-		Max. 50uA	
	Typ. Input Impedance	Typ. 4.7KΩ		-	
	Input/Output Signal Delay	Off to On: Max. 0.1ms On to Off: Max. 0.5ms		Off to On: Max. 0.3ms On to Off: Max. 0.5ms	
	Input Filter(Digital)	0.5ms		-	
	Isolation	Photocoupler			
	Common Type	Not Support			
	Field Power	Supply Voltage: 24Vdc Typ. Supply Voltage Range: 11 ~ 28.8Vdc			
	Wiring	AWG 26 to 20			
	Pin No.	Removable Terminal Block 16P			
	Indicator	17 LED 16 Channel States, 1 Operating State			
Environment	Operation Temperature(°C)	-10 ~ +50			
	Storage Temperature(°C)	-20 ~ +60			
	Operation Humidity(%RH)	0 ~ 90(No dew)			
	Atmosphere	No Corrosive Gas			
	Vibration Endurance	Amplitude: 10sF < 25Hz(2G) X, Y, Z each Direction(for 30 Minutes)			
	Noise Immunity	1000Vp-p(Pulse Width 1μs)			
	Static Electricity Discharge	Connective Discharge from EN61000-4-2: ±4kV			
	Shock Endurance	10G X, Y, Z each Direction(for 3 Times)			
	Ground Connection	Class 3(100Ω Under)			
	Protection Classification	IP20			
Structure	Certification	CE, KC, UL			
	External Dimension(mm)	12 x 101 x 75			
	Weight(kg)	0.06			
	Cooling System	Natural Air Circulation			
	Case Material	PC(Resistance to Flame)			

MIO-AI, AO规格

I/O模块

Functional		MIO-AIR02-01	MIO-AIV04-01	MIO-AIC04-01	MIO-AOV04-01	MIO-AOC04-01
Type	Input/Output Type	2 Channels Analog RTD Type	4 Channels Analog Voltage Type	4 Channels Analog Current Type	4 Channels Analog Voltage Type	4 Channels Analog Current Type
Power	Sensor Type and Input /Output Range	PT100 * -200.0 to +850.0°C	0 ~ 5 Vdc	0 ~ 20mA	0 ~ 5 Vdc	0 ~ 20mA
	Power Dissipation	Max. 70mA@5.0Vdc	Max. 200mA@5.0Vdc			
	Field Power	Max. 60mA@24Vdc				
	Typ. Input Impedance	-	Min. 500KΩ	Max. 250Ω	-	
Characteristic	Load	-	-	-	Min. 1KΩ	Max. 500Ω
	Data Format	16bits Integer				
	Resolution	0.0312°C/1bit	16bits, 0.076mV/1bit	16bits, 0.3uA/bit	16bits, 0.076mV/1bit	16bits, 0.3uA/bit
	Conversion Time	Approx. 70ms, All Channel@50Hz	4ms/All Channel			
	Module Error	±0.1% Full Scale@+25°C, ±0.3% Full Scale@-10°C, +50°C				
	Isolation	I/O to Logic: Capacitive Isolation, External Power : Transformer Isolation				
	Common Type	2COM (1Common/1Channel)	4COM (Single Common)			
	Wiring	AWG 26 to 20				
	Pin No.	Removable Terminal Block 10P				
	Indicator	3 LED 2 Channel States, 1 Operating State	5 LED 4 Channel States, 1 Operating State			
Environment	Operation Temperature(°C)	-10 ~ +50				
	Storage Temperature(°C)	-20 ~ +60				
	Operation Humidity(%RH)	0 ~ 90(No dew)				
	Atmosphere	No Corrosive Gas				
	Vibration Endurance	Amplitude: 10sF < 25Hz(2G) X, Y, Z each Direction(for 30 Minutes)				
	Noise Immunity	1000Vp-p(Pulse Width 1μs)				
	Static Electricity Discharge	Connective Discharge from EN61000-4-2: ±4kV				
	Shock Endurance	10G X, Y, Z each Direction(for 3 Times)				
	Ground Connection	Class 3(100Ω Under)				
	Protection Classification	IP20				
Structure	Certification	CE, KC, UL				
	External Dimension(mm)	12 x 101 x 75				
	Weight(kg)	0.06				
	Cooling System	Natural Air Circulation				
	Case Material	PC(Resistance to Flame)				

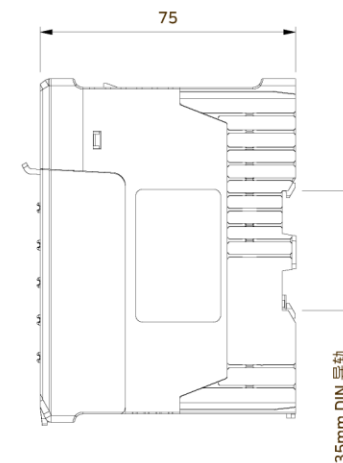
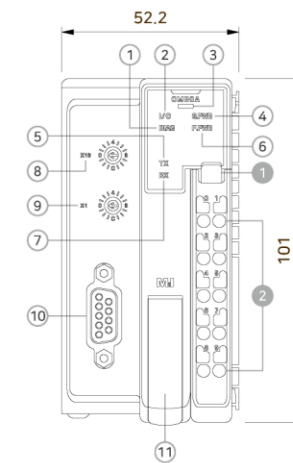
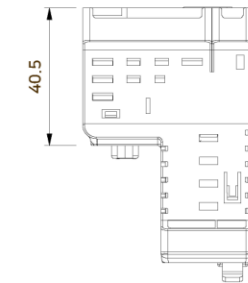
MIO-PWR, COM规格

扩展模块

Functional	MIO-PWROA	MIO-PWROB	MIO-COM0A	MIO-COM0B	MIO-COM0C
Input System Voltage	24Vdc Typ.(20V ~ 28V)				
Voltage Sag	24Vdc, Within 10ms				
Insulation Resistance	500Vdc, 10MΩ				
Current for I/O Module	1.4A@5Vdc				
Isolation	System Power to Internal Logic: Isolation System Power I/O Driver: Isolation				
Field Power	Supply Voltage: 24Vdc Typ. Supply Voltage Range: 11 ~ 28.8Vdc				
Max. Current Field Power Contact	Max. 7A@24Vdc				
Common Type	Not Support		16COM(Single Common) 24Vdc	16COM(Single Common) 0Vdc	8COM(Single Common) 24Vdc, 0Vdc
Wiring	AWG 26 to 20				
Pin No.	Removable Terminal Block 10P		Removable Terminal Block 16P		
Indicator	3 LED System Power Status, Module Status, Field Power Status	2 LED Module Status, Field Power Status	1 LED Module Status		
Operation Temperature(°C)	-10 ~ +50				
Storage Temperature(°C)	-20 ~ +60				
Operation Humidity(%RH)	0 ~ 90(No dew)				
Atmosphere	No Corrosive Gas				
Vibration Endurance	Amplitude: 10sF < 25Hz(2G) X, Y, Z each Direction(for 30 Minutes)				
Noise Immunity	1000Vp-p(Pulse Width 1μs)				
Static Electricity Discharge	Connective Discharge from EN61000-4-2: ±4kV				
Shock Endurance	10G X, Y, Z each Direction(for 3 Times)				
Ground Connection	Class 3(100Ω Under)				
Protection Classification	IP20				
Certification	CE, KC, UL		CE, UL		
External Dimension(mm)	12 x 101 x 75				
Weight(kg)	0.06				
Cooling System	Natural Air Circulation				
Case Material	PC(Resistance to Flame)				

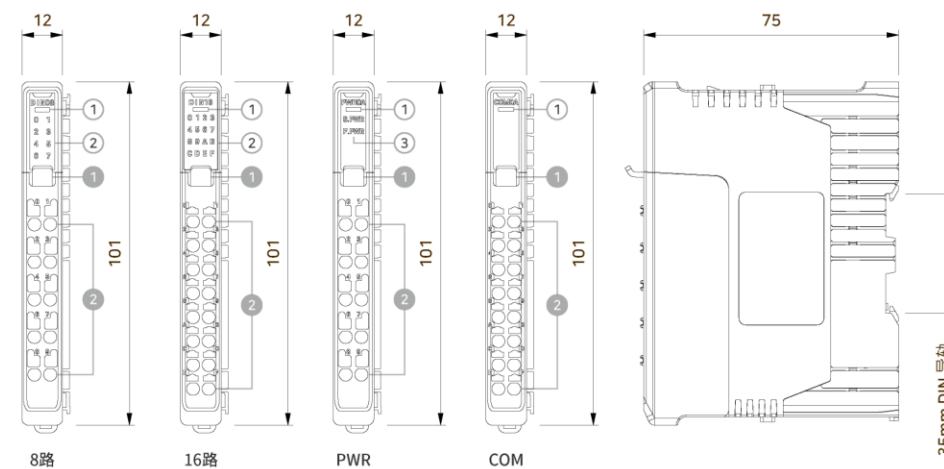
图纸

耦合器模块 MIO-CMROA



- ① MODBUS状态指示灯LED
 - ② I/O模块状态指示灯LED
 - ③ 远程I/O耦合器状态LED
 - ④ 系统电源状态LED
 - ⑤ TX状态指示灯LED
 - ⑥ 现场状态指示灯LED
 - ⑦ RX状态指示灯LED
 - ⑧ 结点设定开关 (16倍率)
 - ⑨ 结点设定开关 (1倍率)
 - ⑩ MODBUS通信接口
 - ⑪ USB连接器盖
-
- ① 挂钩
 - ② 通道节点

I/O, 扩展模块



- ① 状态指示灯LED
 - ② 结点输入状态LED
 - ③ 系统电源, 现场电源状态LED
-
- ① 挂钩
 - ② 通道节点

MIO系列

网关(MIO-LPG00) / 终端节点(MIO-LPE00)



MIO LoRa

特点

通过LoRa通信技术可构成自己的网络与协议

不需要额外的通信费即可使用

一个终端节点提供多样的输入与输出

数字输入与输出, 继电器节点, 模拟电流与电压

通过各种测试的工业用产品 强力的性能

通过冲击、噪音、静电、温度测试

提供简便的设定方式

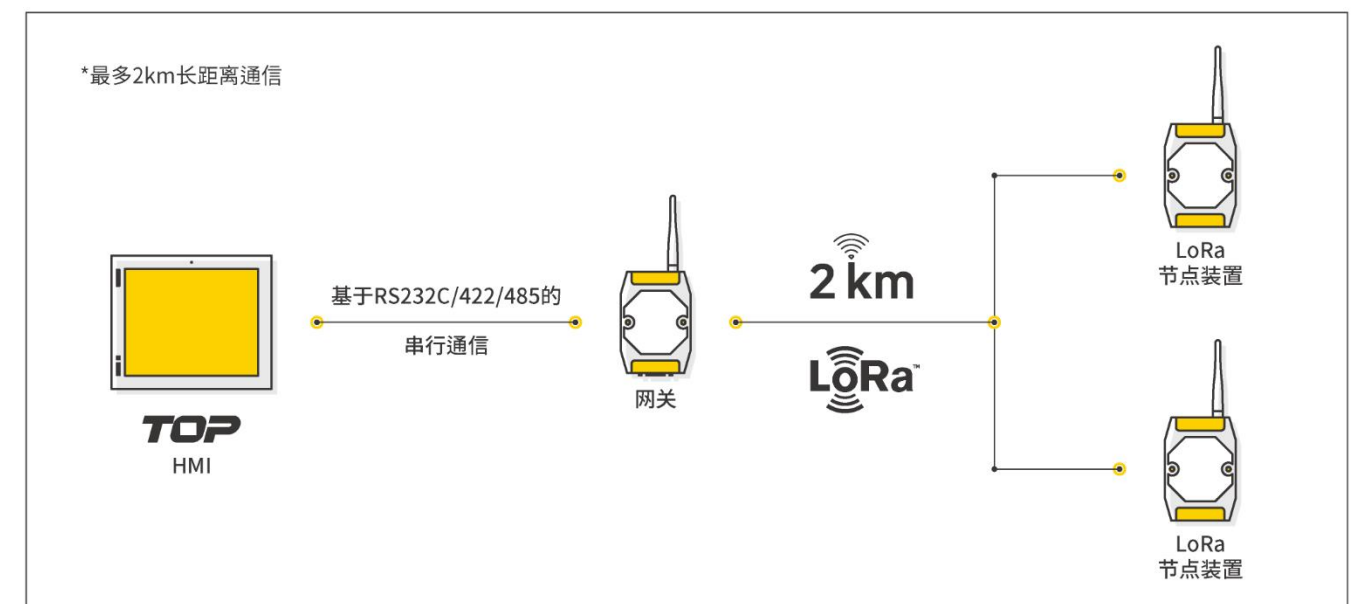
使用模式按钮LoRa网关与终端节点之间可以自动设置
使用旋转开关可以变更频率与SF设置

LoRa使用方法

*详细的使用方法请参阅产品使用手册。

- 01 用USB电缆从[M2I LoRa 设置工具]下载LoRa网关与终端节点的设置内容
 - 02 使用串行通信(RS-232C/422/485)连接TOP与LoRa网关
 - 03 在TOP Design Studio软件的串行端口添加LoRa网关, 在通讯设置页面按照LoRa终端阶段的数添加Device ID
- ! 在TOP上可监督与控制LoRa网关的数据
而且, LoRa网关使用LoRa通信可接收LoRa终端节点的数据, 或者向终端节点发送

LoRa连接图



LoRa规格

网关

Functional		MIO-LPG00
Power	Input Voltage	24Vdc(20 ~ 28Vdc)
	Power Dissipation	3W Less
	Voltage Sag	24Vdc, Within 10ms
	Insulation Resistance	500Vdc, 10MΩ
LoRa RF	RF Frequency	TX: 922.1 ~ 923.1 MHz, RX: 923.3 MHz
	Output Power	Max. 25mW(+14dBm, With Antenna)
	Communication Distance	Within 2Km
	Antenna	1T1R Dipole, +3.2dBm
Interface	Security Setting	AES-128
	Serial Comm.	RS-232C, 485/422 Asynchronous Data Bit: 7/8 Bits, Stop Bit: 1/2 Bits, Parity Bit: None/Odd/Even, Baud Rate: 2400 ~ 115.2kbps Connector: DSUB 9Pin x 1
Other	USB	Connector: USB Mini - B x 1
	Status LED	4 LEDs(Power, LoRa, Serial TX, RX) Built in
Environment	Frequency Selection	Rotary Switch, Select 1 Out of 6 Channels
	SF Selection	Rotary Switch, Select 7 Out of 12 Setting
	Reset Button	Support
	Mode Button	Support
Environment	Operation Temperature(°C)	-10 ~ +50
	Storage Temperature(°C)	-20 ~ +60
	Operation Humidity(%RH)	0 ~ 90(No Dew)
	Atmosphere	No Corrosive Gas
	Vibration Endurance	Amplitude: 10≤F < 25Hz(2G) X, Y, Z each Direction(for 30 Minutes)
	Noise Immunity	1000Vp-p(Pulse Width 1μs)
	Static Electricity Discharge	Connective Discharge from EN61000-4-2: ±4kV
	Shock Endurance	10G X, Y, Z each Direction(for 3 Times)
	Ground Connection	Class 3(100Ω Under)
	Protection Classification	IP20
Structure	Certification	KC
	External Dimension(mm)	72 x 305 x 44.6(*With Antenna)
	Weight(kg)	0.14
	Cooling System	Natural Air Circulation
Case Material	ABS(Resistance to Flame)	

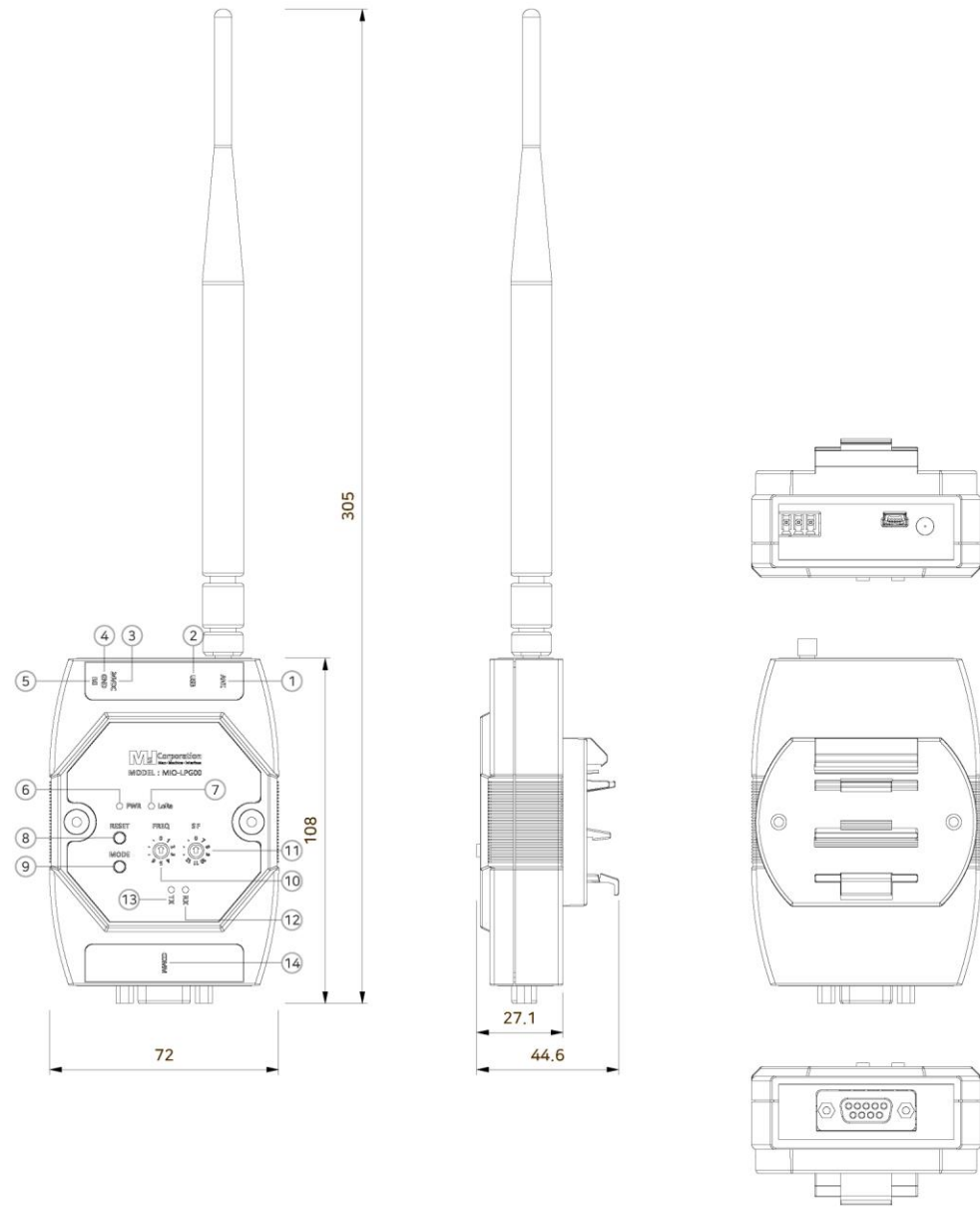
LoRa规格

终端节点

Functional		MIO-LPE00
Power	Input Voltage	24Vdc(20 ~ 28Vdc)
	Power Dissipation	3W Less
	Voltage Sag	24Vdc, Within 10ms
	Insulation Resistance	500Vdc, 10MΩ
LoRa RF	RF Frequency	TX: 922.1 ~ 923.1 MHz, RX: 923.3 MHz
	Output Power	Max. 25mW(+14dBm, With Antenna)
	Communication Distance	Within 2Km
	Antenna	1T1R Dipole, +3.2dBm
I/O Interface	Security Setting	AES-128
	Serial Comm.	-
Analog Current Input	USB	Connector: USB Mini - B x 1
	Connector	3.5mm TB
	Assigned Channel	2 Channel
	Input Range	4 ~ 20 mA
Analog Voltage Input	Resolution and Accuracy	16-bit, ±0.1%@25°C or better
	Connector	3.5mm TB
	Assigned Channel	2 Channel
	Input Range	0 ~ 5Vdc
Digital Input	Resolution and Accuracy	16-bit, ±0.1%@25°C or better
	Connector	3.5mm TB
	Type	3 Channel Source or Sink
	Output Current in On State	Max. 4mA/Channel @24Vdc
Digital Output	Connector	3.5mm TB
	Type	2 Channel Sink
	Output Current in On State	Max. 0.5A/Channel @24Vdc
	Relay Output	3.5mm TB
Other	Type	2 Channel Relay
	Output Current in On State	1A/30Vdc, 0.3A/125Vac
	Status LED	9 LEDs(Power, LoRa, Each I/O: 7LEDs) Built in
	Frequency Selection	Rotary Switch, Select 1 Out of 6 Channels
Environment	SF Selection	Rotary Switch, Select 7 Out of 12 Setting
	Reset Button	Support
	Mode Button	Support
	Operation Temperature(°C)	-10 ~ +50
	Storage Temperature(°C)	-20 ~ +60
	Operation Humidity(%RH)	0 ~ 90(No Dew)
	Atmosphere	No Corrosive Gas
	Vibration Endurance	Amplitude: 10≤F < 25Hz(2G) X, Y, Z each Direction(for 30 Minutes)
	Noise Immunity	1000Vp-p(Pulse Width 1μs)
	Static Electricity Discharge	Connective Discharge from EN61000-4-2: ±4kV
Structure	Shock Endurance	10G X, Y, Z each Direction(for 3 Times)
	Ground Connection	Class 3(100Ω Under)
	Protection Classification	IP20
	Certification	KC
Structure	External Dimension(mm)	72 x 300 x 44.6(*With Antenna)
	Weight(kg)	0.14
	Cooling System	Natural Air Circulation
	Case Material	ABS(Resistance to Flame)

图纸

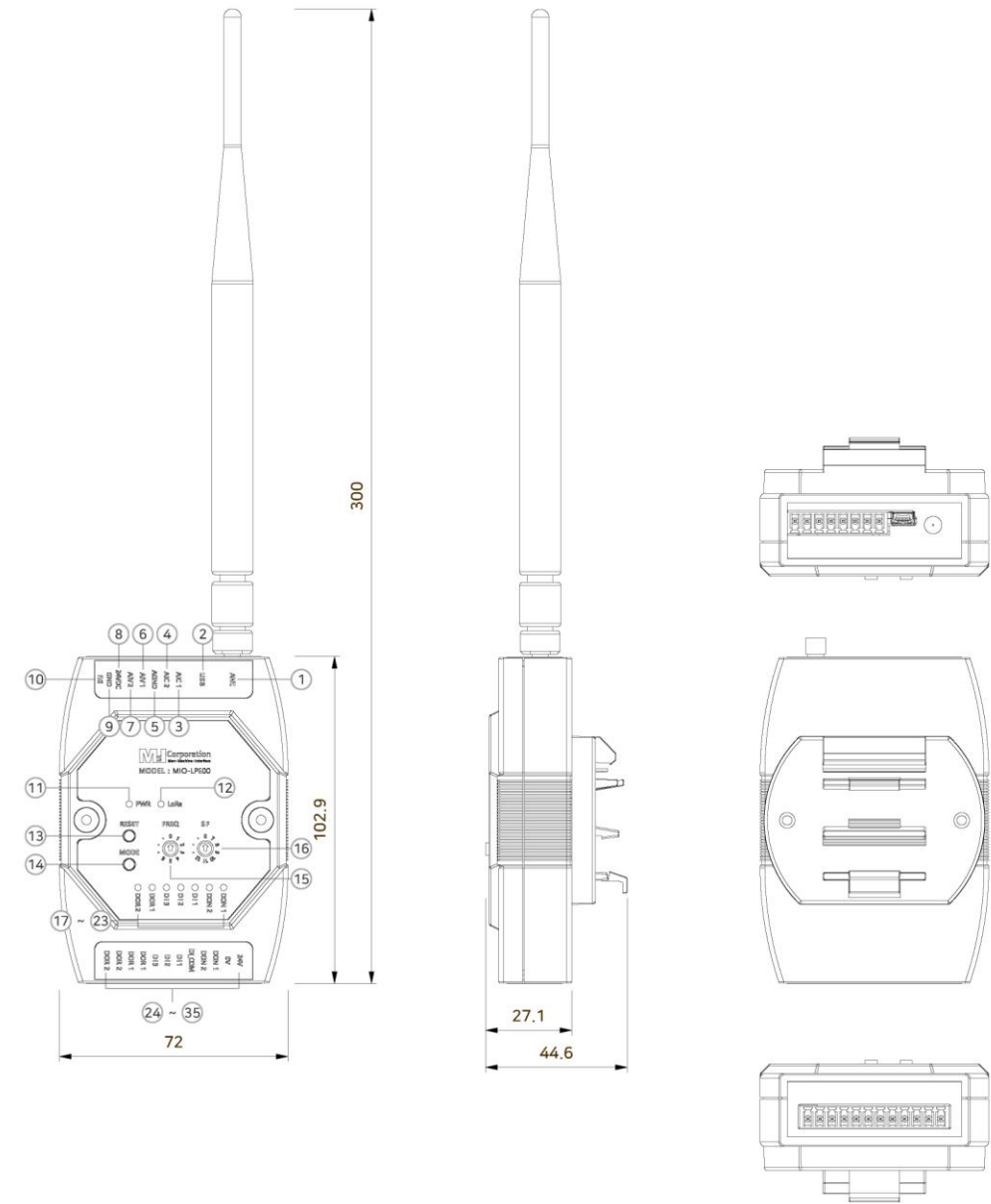
MIO-LPG00



- | | |
|------------------|---------------------|
| ① LoRa天线接口 | ⑧ 系统重启开关 |
| ② USB接口 | ⑨ 模式操作开关 |
| ③ 系统电源DC 24V输入端子 | ⑩ 频率通道[0~6]开关 |
| ④ 系统电源GND端子 | ⑪ SF设置[0], [7~12]开关 |
| ⑤ F.G端子 | ⑫ COMM通信的接收状态指示灯 |
| ⑥ 系统电源状态指示灯 | ⑬ COMM通信的发送状态指示灯 |
| ⑦ LoRa通信状态指示灯 | ⑭ 串行通信端口 |

图纸

MIO-LPE00



- | | | |
|---|------------------|---------------------|
| ① LoRa天线接口 | ⑥ 模拟电压输入1号通道端子 | ⑬ 系统重启开关 |
| ② USB接口 | ⑦ 模拟电压输入2号通道端子 | ⑭ 模式操作开关 |
| ③ 模拟电流输入1号通道端子 | ⑧ 系统电源DC 24V输入端子 | ⑮ 频率通道[0~6]开关 |
| ④ 模拟电流输入2号通道端子 | ⑨ 系统电源GND端子 | ⑯ SF设置[0], [7~12]开关 |
| ⑤ AIC 1, 2 / AIV 1, 2共同端子
*现场电源连接端子
**源式连接时使用 | ⑩ F.G端子 | ⑰ ~ ⑳ 操作状态指示灯LED |
| | ⑪ 系统电源状态指示灯 | ㉑ ~ ㉓ I/O输入出端子 |
| | ⑫ LoRa通信状态指示灯 | |

MGW系列

IoT Gateway



特点

提供通信协议转换器功能 (提供多个通讯驱动器)

提供跟HMI相同的专用通讯协议库
(基于地址的PLC)

提供标准导轨与vesa孔

用标准导轨 (DIN Rail) 在任何场所容易安装
用标准VESA挂架 (*选项) 跟显示器简单结合

使用TOP Design Studio软件可执行

使用M2I的HMI和SCADA的用户
使用同软件容易执行

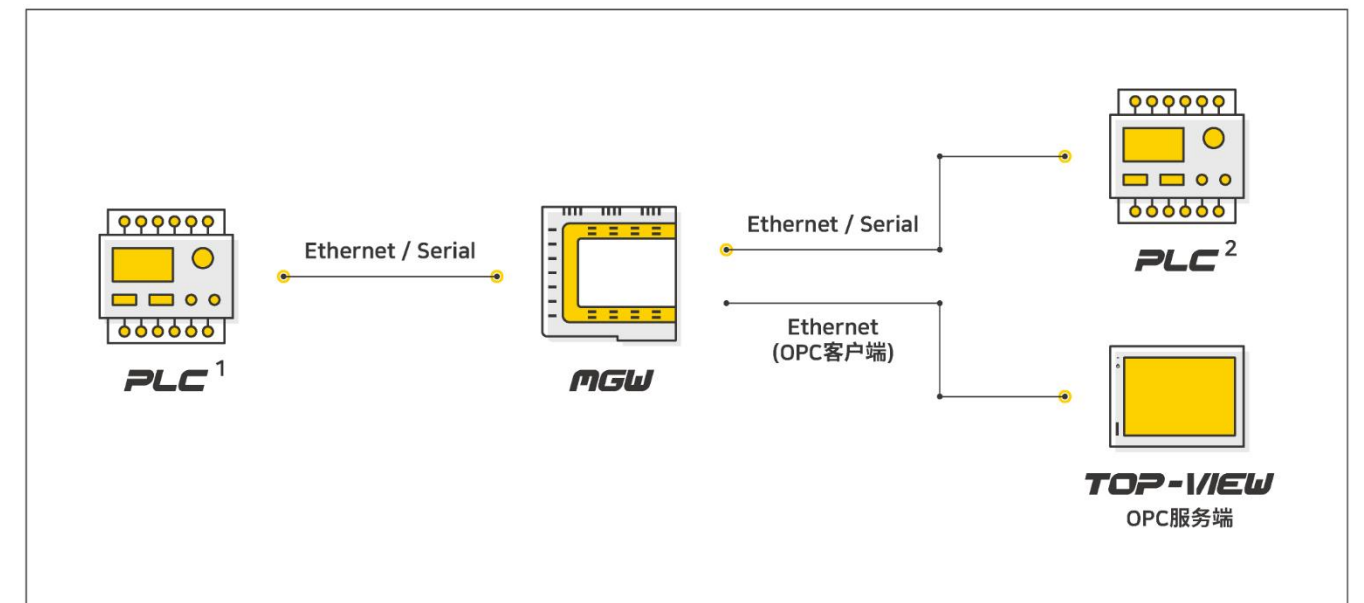
提供以太网和串行端口2个

支持不同IP的异构网络接口
提供COM1/2 DSUB 9针 (RS-232C, RS-422/485)

HDMI输出

与各种显示器容易连接
*M2I触摸显示器即将上市

MGW连接图

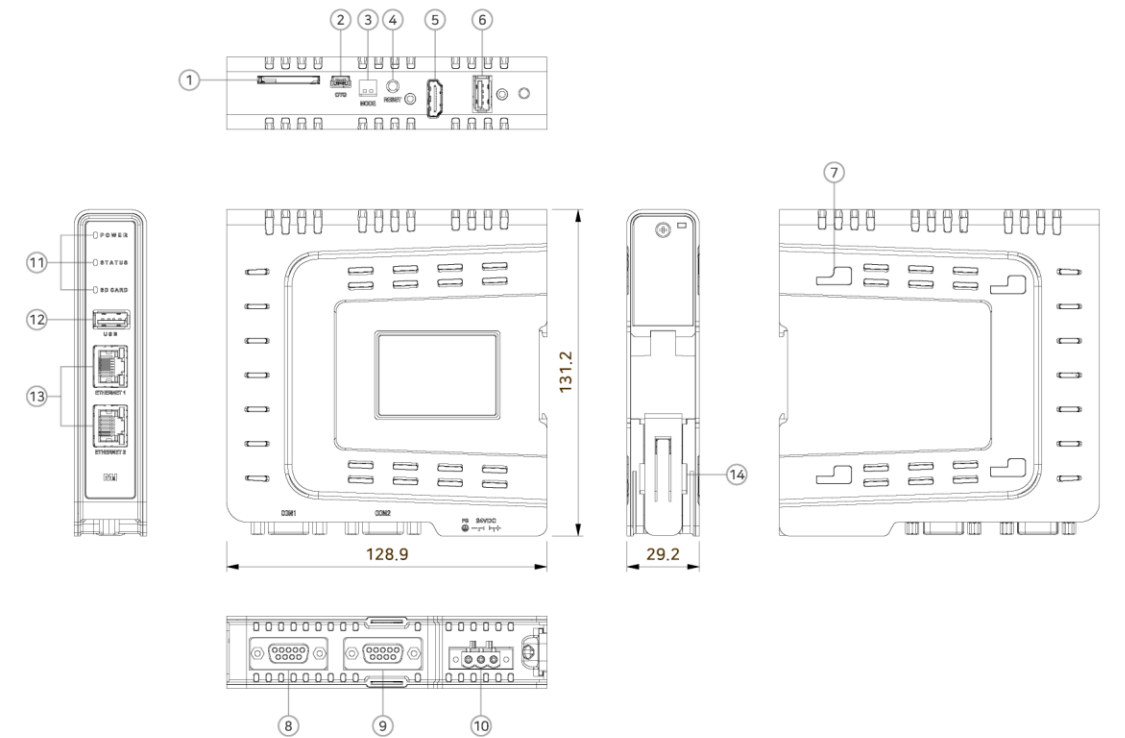


MGW规格

Functional	MGW-BH1000D
Serial COM1	RS-232C, RS-422/485 Asynchronous +5Vdc PWR Data bit: 7/8 bits, Stop bit: 1/2 bits, Parity bit: None/Odd/Even Baud rate: 2400~115.2kbps Connector: DSUB 9pin x 1
Serial COM2	RS-232C, RS-422/485 Asynchronous Data bit: 7/8 bits, Stop bit: 1/2 bits, Parity bit: None/Odd/Even Baud rate: 2400~115.2kbps Connector: DSUB 9pin x 1
Ethernet	IEEE802.3i/IEEE802.3u, 10BASE-T/100BASE-TX Connector: RJ-45 x 2
USB Host	USB 2.0 Compatible, Output 5Vdc/0.5A Support: USB Storage, USB Barcode Scanner(Standard Keyboard Protocol) Connector: USB Type A x 2
USB OTG	USB 2.0 Compatible, Output 5Vdc/0.5A, Max 3m Support: USB Storage, USB Barcode Scanner(Standard Keyboard Protocol) Connector: USB Mini-B x 1
SD Card	SD Card Slot x 1, SDHC(MAX 32GB)
HDMI Output	HDMI v1.4, HDMI Output, Max. Resolution: 1280x720 at 60Hz Connector: HDMI x 1
Printer	Roll Printer(EPSON protocol): RS-232C
Screen Memory	128MB
Backup Memory	512KB: System buffer(10K Word), Including Alarm/Logging/Recipe
Backup Period	Permanent
Real Time Clock	Built in
Status LED	3 LEDs(Power, Operation, SD Card) Built in
Input Voltage	20~28Vdc
Power Consumption	10W
Voltage Sag	24Vdc, Within 10ms
Insulation Resistance	500Vdc, 10MΩ
Operation Temperature(°C)	-10 ~ +50
Storage Temperature(°C)	-20 ~ +60
Operation Humidity(%RH)	0 ~ 90(No dew)
Atmosphere	No corrosive gas
Vibration Endurance	Amplitude: 10≤F<25Hz(2G) X,Y,Z each direction(for 30 minutes)
Noise Immunity	1000Vp-p(Pulse width 1μs)
Electrostatic Discharge	Connective discharge from EN61000-4-2: ±4kV
Shock Endurance	10G X,Y,Z each direction(for 3 times)
Ground Connection	Class 3(100Ω or less)
Protection Classification	IP20
Certification	CE, KC, UL, cUL
External Dimension(mm)	128.9x131.2x29.2
Weight(kg)	0.23
Installation Method	Standard DIN Rail(35mm), VESA
Cooling System	Natural air circulation
Case Material	Plastic

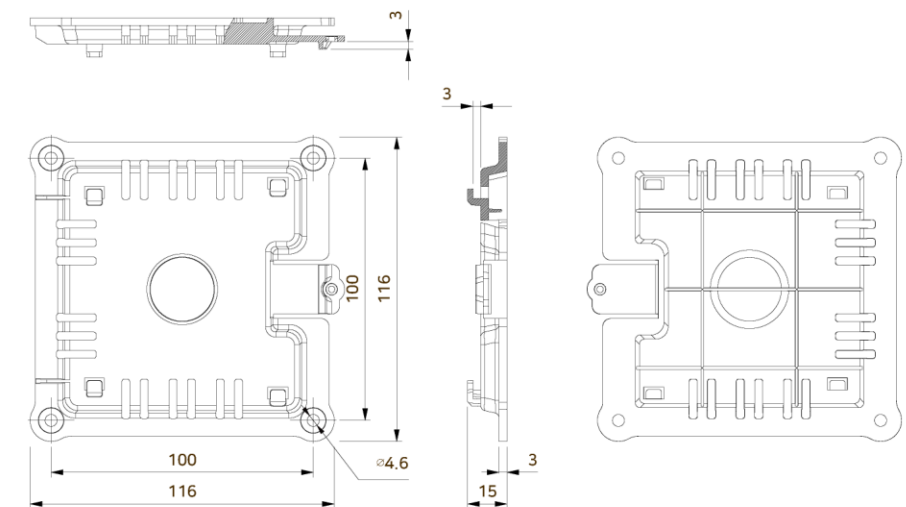
图纸

MGW-BH1000D



- ① SD卡插槽
- ④ 重启开关
- ⑦ VESA挂架
- ⑩ 电源输入
- ⑬ 以太网端口
- ② USB OTG
- ⑤ HDMI
- ⑧ 串行COM1
- ⑪ 状态LED
- ⑭ DIN导轨
- ③ 模式开关
- ⑥ USB Host #1
- ⑨ 串行COM2
- ⑫ USB Host #2

VESA挂架 (*选项)



MSR系列

MSR-B2MWA / MSR-B2MWB



MSR

特点

又坚固又方便的设计

抗冲击设计与聚氨酯材料机身
优秀手感、小巧便携设计
提供固定用束带

多样的有线与无线接口

2.4GHz RF 无线通信 (用USB接收器连接)
USB通信 (用USB电缆连接)
IrDA紫外线通信 (与本社HMI专用通信)

条码数据的安全管理

一维码与二维码识别
搭载可保存25,000个的条形码信息的内存
安全的数据管理

高效的运行时间

完全充电时可使用13个小时的大容量电池
提供节电功能

接口

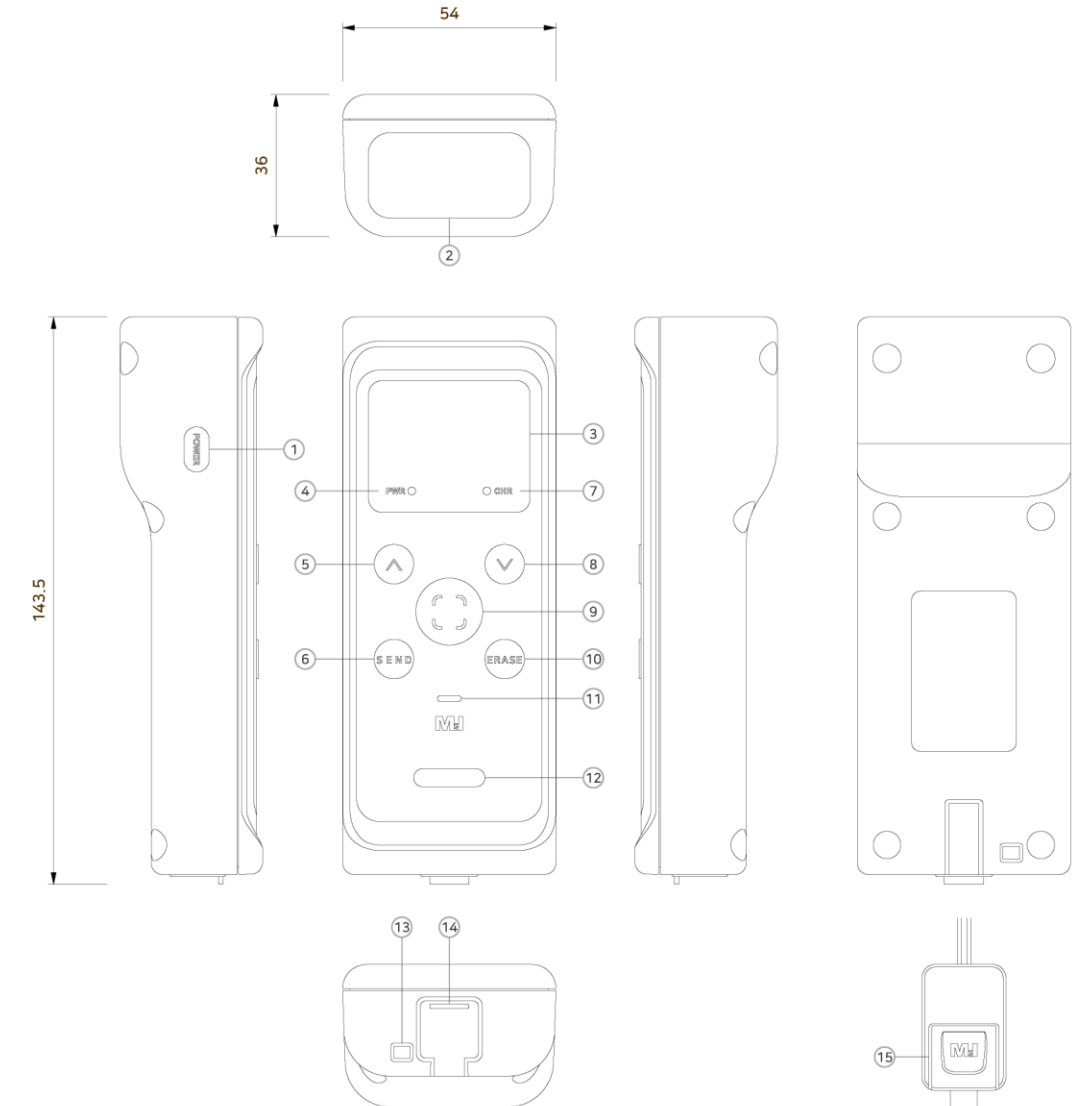


MSR-B2MWA/B规格

Functional	MSR-B2MWA	MSR-B2MWB	MSR-B2MWA-DONGLE
Display Type	1.3" OLED	-	-
Color	Gray	-	Gray
Display			
Display Area(mm)	31.42 x 16.7	-	-
Resolution(dot)	128 x 64	-	-
Display Life	50,000 Hours	-	-
Barcode			
Type	640 x 400, 1D/2D Barcode	1280 x 960, 1D/2D Barcode	-
Symbologies	Code 39, Code 128, PDF417, UPC, Data Matrix, QR Code	-	-
USB	USB Type C, V1.1 Compatible 1 Channel	-	USB A Type, V1.1 Compatible 1 Channel
Interface			
IrDA	Compliant to IrDA Physical Layer Standard Up to 115.2 kbit/s(SIR), Range Up to 1.0M in Open Space Connection with M2I HMI Equipment	-	-
2.4GHz RF	2322MHz to 2527MHz, IEEE 802.15.4, Range Up to 15M in Open Space	-	-
Function Key	Unlock Type Push Switch 6EA (Power/Scan/Send/Erase/Up/Down)	-	-
Memory			
Storage Memory	512KB	-	-
Battery			
Rechargeable Battery	Single Li-ion 3.7Vdc 1800mAh Operating Time: 13 Hours Charging Time: 5.5 Hours(Non-Operating)	-	-
Power			
Consumption	3W Less	-	1W Less
Other			
Status LED	2 LEDs(Power, Charge) Built in	-	-
Environment			
Operation Temperature(°C)	+10 ~ +45	-	-10 ~ +50
Storage Temperature(°C)	-20 ~ +60	-	-20 ~ +60
Protection Classification	Product Body IP67	-	-
Operation Humidity(%RH)	0 ~ 90(No Dew)	-	-
Atmosphere	No Corrosive Gas	-	-
Vibration Endurance	Amplitude: 10sF < 25Hz(2G) X, Y, Z each Direction(for 30 Minutes)	-	-
Static Electricity Discharge	Connective Discharge from EN61000-4-2: ±4kV	-	-
Shock Endurance	10G X, Y, Z each Direction(for 3 Times)	-	-
Certification	KC	-	-
Structure			
External Dimension(mm)	143.5 x 54 x 36	-	28.8 x 18 x 8
Weight(kg)	0.18	-	0.03
Case Material	PC, Urethane	-	PC

图纸

MSR-B2MWA / MSR-B2MWB



- | | | | |
|---------------|--------|---------|---------------------|
| ① 电源开关 | ⑤ 向上开关 | ⑨ 扫描开关 | ⑬ 束带固定开口 |
| ② 扫描器窗口与紫外线收发 | ⑥ 发送开关 | ⑩ 删除开关 | ⑭ 后盖 |
| ③ OLED | ⑦ 充电灯 | ⑪ 蜂鸣声开口 | ⑮ USB接收器
(包括在束带) |
| ④ 电源显示灯 | ⑧ 向下开关 | ⑫ 状态灯 | |

MSR系列

MSR-B2MWA-Ex



MSR

特点

KCs(Ex ib IIC T4 Gb), 可以使用在1区环境

增安型防爆结构

KCs: Ex ib IIC T4 Gb, Zone 1

UL/cUL: Class I, Division 2 Groups A, B, C and D

又坚固又方便的设计

抗冲击设计与聚氨酯材料机身

优秀手感、小巧便携设计

提供固定用束带

无线接口

蓝牙通信

IrDA紫外线通信(与本社HMI专用通信)

条码数据的安全管理

一维码与二维码识别

用LED可确认传输情况

可存储最近10次扫描的条形码数据

接口



2.4GHz 蓝牙 LE无线通信

2.4GHz Bluetooth LE, Range Up to 5M+ in Open Space

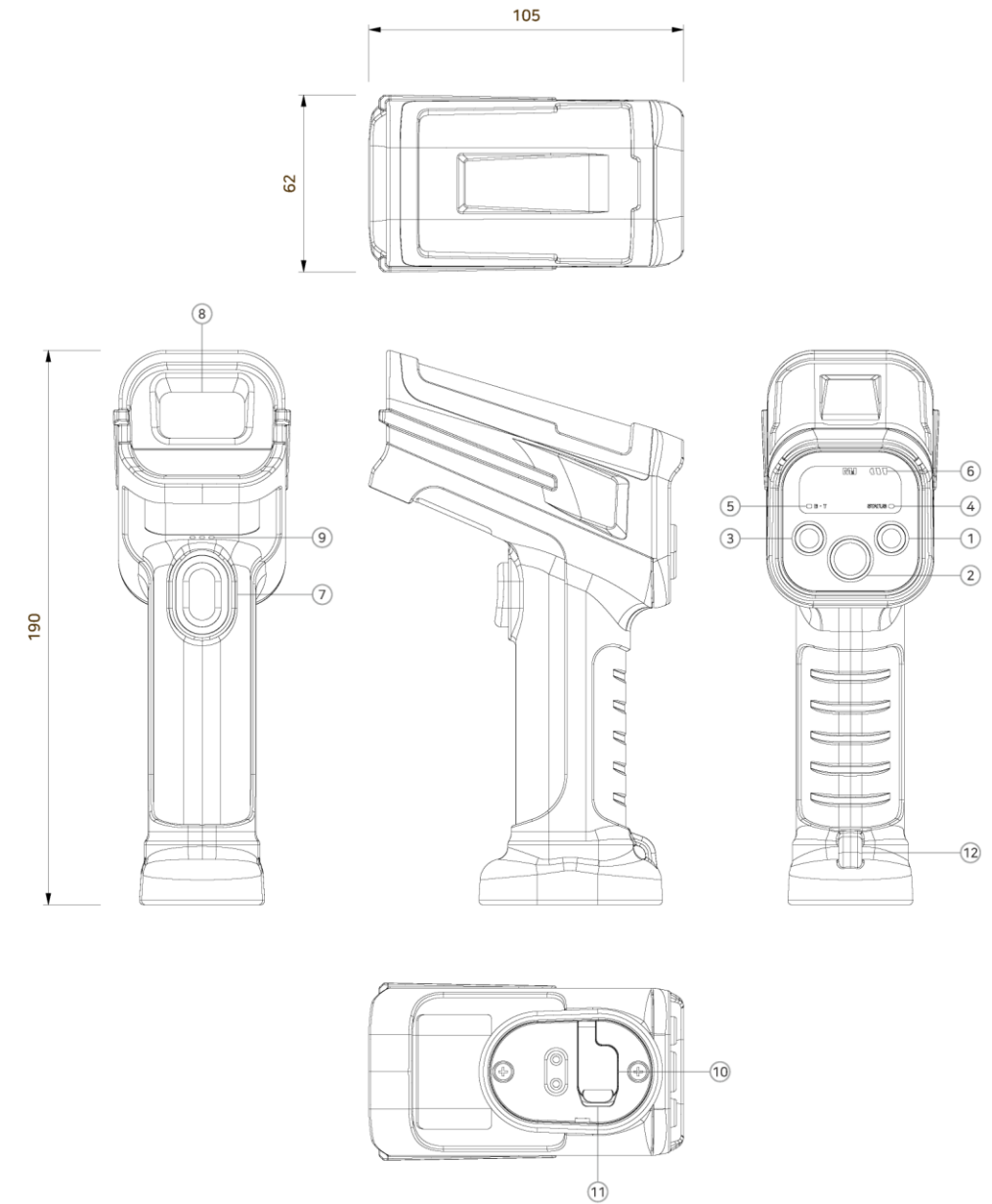


MSR-B2MWA-Ex规格

Functional	MSR-B2MWA-Ex
Display	Display Type LED
	Indicators Bluetooth, Status, Battery Gauge
Barcode	Type 640 x 400 1D/2D CMOS Barcode
	Symbologies Code 39, Code 128, PDF417, UPC, Data Matrix, QR Code
USB	USB Type C, Charge Only
Interface	IrDA Compliant to IrDA Physical Layer Standard Up to 115.2 kbit/s(SIR), More than 0.5M in Open Space Connection with M2I HMI Equipment
	2.4GHz RF 2402MHz to 2480MHz, Bluetooth 5.2 LE, Range Up to 5M in Open Space
	Function Key Unlock Type Push Switch 4EA(Power/Bluetooth/Send/Scan)
Battery	Rechargeable Battery Single Li-ion 3.6Vdc, 2500mAh Operating Time: 6+ Hours(18000+,1Second interval) Charging Time: 5 Hours(Non-Operating) Standby On: 29+ Hours
Power	Consumption 3W Less
	Operation Temperature(°C) -10 ~ +50
	Storage Temperature(°C) -20 ~ +60
	Protection Classification IP66
	Operation Humidity(%RH) 0 ~ 90(No Dew)
Environment	Atmosphere No Corrosive Gas
	Vibration Endurance Amplitude: 10sF < 25Hz(2G) X, Y, Z each Direction(for 30 Minutes)
	Static Electricity Discharge Connective Discharge from EN61000-4-2: ±4kV
	Shock Endurance 10G X, Y, Z each Direction(for 3 Times)
	Certification KC, CE, KCs, UL/cUL in Hazloc
Structure	External Dimension(mm) 188.9 x 100.1 x 60.3
	Weight(kg) 0.416
	Case Material PC, Urethane

图纸

MSR-B2MWA-Ex



- | | | |
|--------|---------------|---------------|
| ① 电源开关 | ⑤ 蓝牙显示灯 | ⑨ 蜂鸣声开口 |
| ② 传输开关 | ⑥ 电池级别 | ⑩ 后盖 |
| ③ 蓝牙开关 | ⑦ 扫描开关 | ⑪ USB-C端口充电接口 |
| ④ 状态灯 | ⑧ 扫描器窗口与紫外线收发 | ⑫ 束带固定开口 |